

# Prout 50SW



P-50SW-01

Photo by Billy Black courtesy of Sail Magazine

**FIRST IN MULTI-HULLS**  
Over 4,200 cruising catamarans built since 1955.



The “new generation” Prout 50 sets the standard in Blue Water cruising catamarans



P-50SW-01 Salon

Photo by Billy Black courtesy of Sail Magazine

# THE Prout 50SW

## FEATURES:

**MORE INTERIOR SPACE:** Most experienced cruisers agree that “live-ability” is the most important factor in choosing a cruising yacht. The P-50 gives you at least 23% more interior salon space than most other brands ...

**EXQUISITE INTERIORS:** Elegant but lightweight interiors. Fine hand crafted joinery-work, carefully selected leather, rich marble counter-tops (backed by honeycomb aluminum to keep it light). We offer several different configurations from the Owner Version to the Charter Version. This isn't the typical mass-produced production-boat...

**THE MOST VALUE:** PProuts are built in our high technology factory in China where labor costs a fraction less than that of Europe or America. We can afford to give you more value for less cost, without compromising quality.

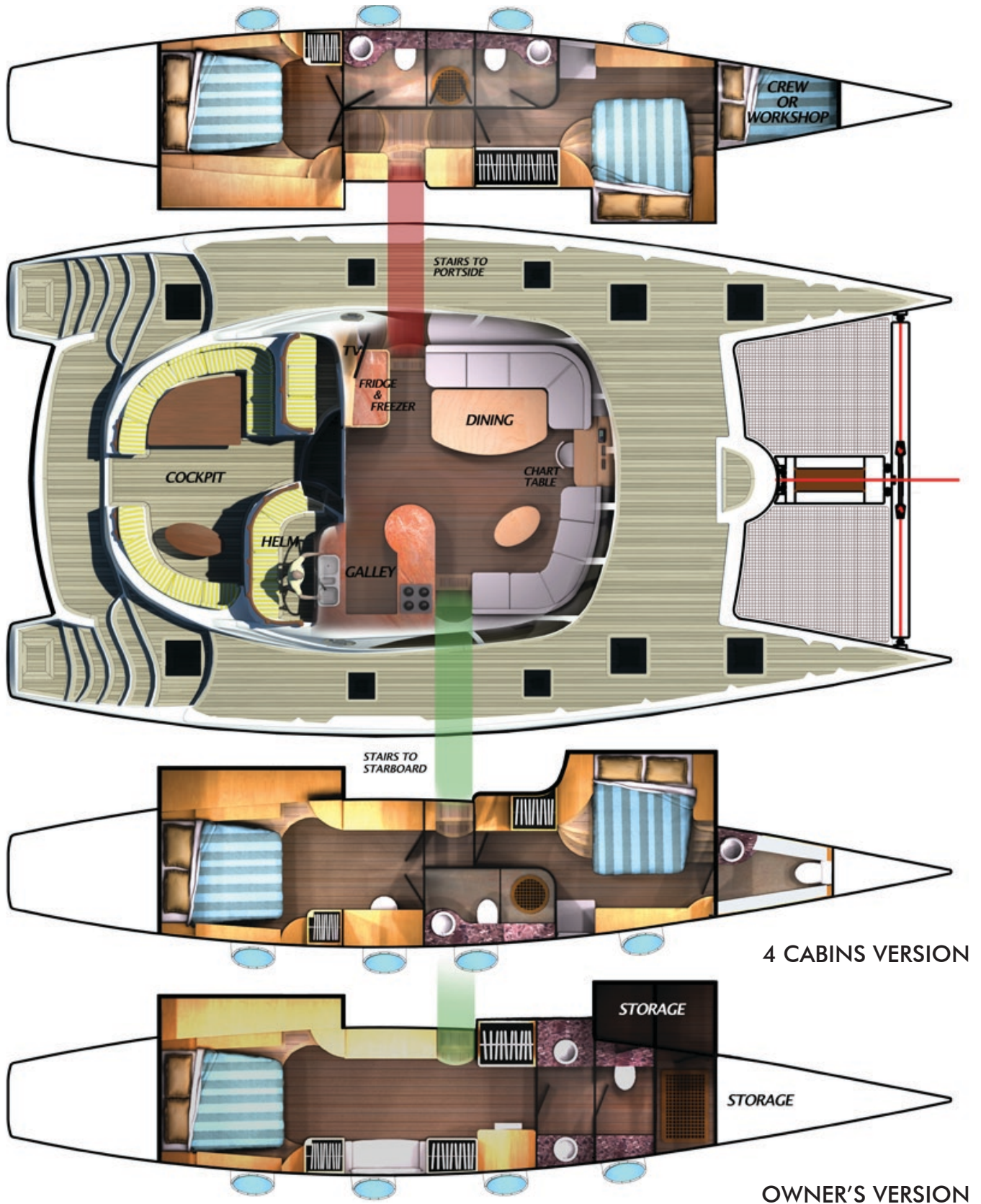
**STATE OF THE ART MATERIALS AND CONSTRUCTION:** All Prouts are constructed using composite materials and Vinylester resins. The hull and deck as well as most of the modules are resin infused resulting in a lightweight , strong and durable vessel. We use compound curved safety glass for the saloon windows and light weight marble and exotic hardwoods that are laminated onto aluminum honey comb.

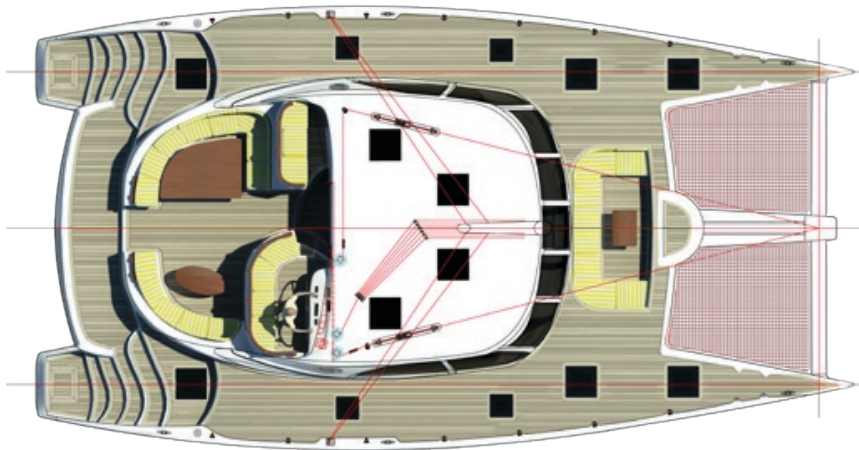

**WE ALLOW MORE CUSTOMIZATION:** Because we build in China where the labor costs are low and the skill levels are high we allow you to customize your yacht to suit your taste.

**PROUTS ARE SAFE:** With over 10,000,000 cruising miles, Prouts have the best safety record out there.

# General Arrangement

The interior space, level of "fit and finish" and value are unmatched by any other yacht in its class.





### Prout 50SW Sailing Catamaran Specifications

Length Overall	15.24 m	50.00 ft
Length Waterline	13.33 m	43.72 ft
Beam	8.32 m	27.29 ft
Draft	1.25 m	4.11 ft
Displacement (Light)	16 tons	35,000 lbs
Displacement (Heavy)	21 tons	46,000 lbs
Fuel Capacity	600 liters	200 US gallons
Water Capacity	1,000 liters	260 US gallons
Mainsail Area	88.6 m <sup>2</sup>	954 ft. <sup>2</sup>
Genoa Area	60.9 m <sup>2</sup>	656 ft. <sup>2</sup>
Sail Area	149.5 m <sup>2</sup>	1,610 ft. <sup>2</sup>
Height of Mast (above the water)	21.66 m	71.05 ft
Engines	2 x 55HP Diesel Saildrive	

*Prout*  
INTERNATIONAL

[www.proutinternational.com](http://www.proutinternational.com)  
[boats@proutinternational.com](mailto:boats@proutinternational.com)

Tel: +852 6910 9598  
December, 2010